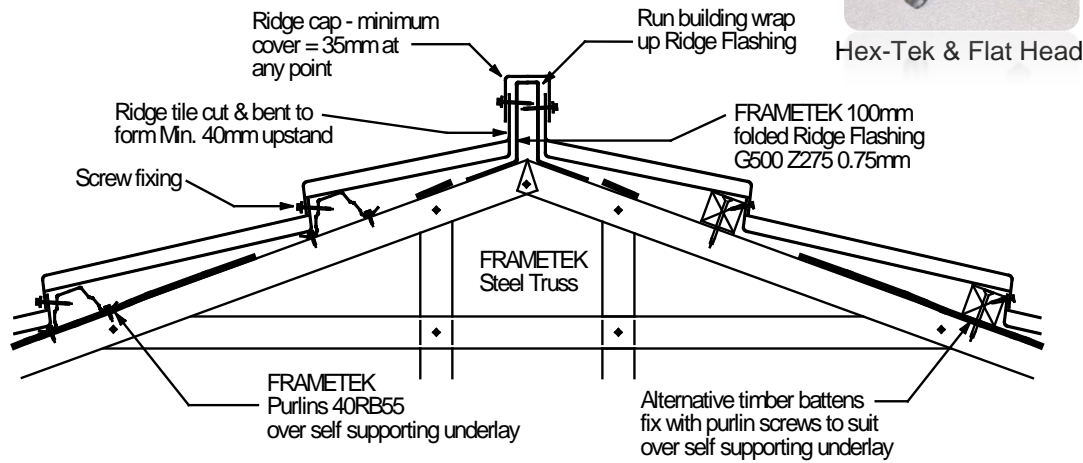
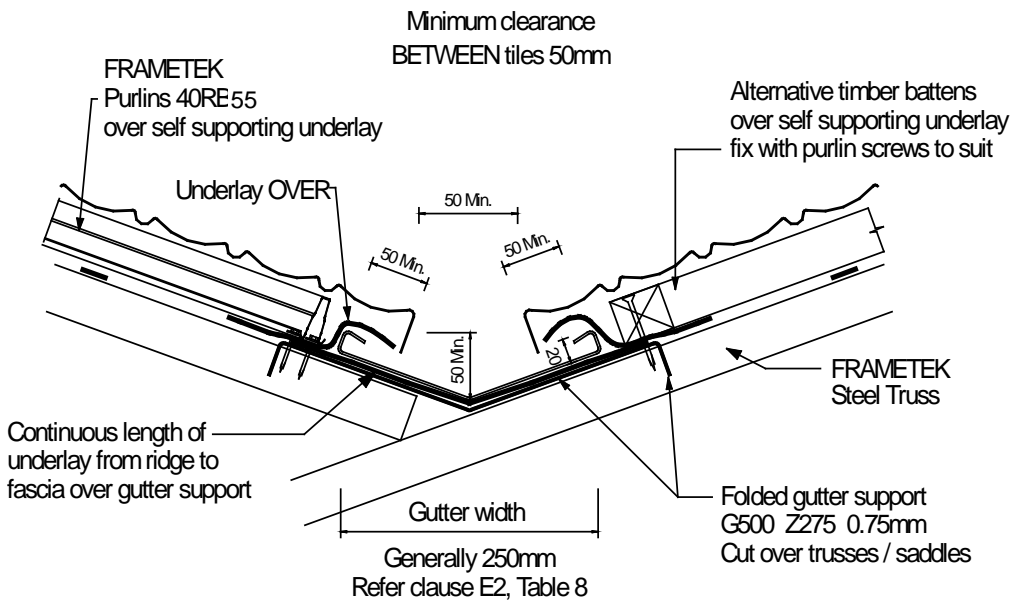


0800 50 STEEL (0800 50 78335)
www.frametek.co.nz

Standard Trim Ridge and Hip Detail



Valley Detail for Metal Tile




General Check List

- Safety first -
Earmuffs
Glasses
Non-slip gloves
Tweezers
- Aviation Tin Snips -
Left hand
Right hand
Straight
90° offset
- Battery Drill, Impact
Driver (charger)
- Cardboard for Templates
- Clamps –
adjustable “C”
adjustable Flat
vice
- Driver Bits –
8mm Hex (short)
8mm Hex (long)
Phillips
Extension
- [Frametek Construction Manual – Please download from www.frametek.co.nz](http://www.frametek.co.nz)
- Magnetic Level
- Permanent Markers
- Roofing Square
- Tape measure
- Utility Knife (snap blade)
- Vacuum for Swarf

For further information refer

- NZMRM CoP NZ metal roof and wall cladding Code of Practice
- NZBC E2/AS1 External moisture
- AS/NZS 4200.1 Pliable building membranes and underlays



Do not cut the framing in trusses, rafters, load bearing walls, lintels or beams. Cutting structural members will affect the structural integrity of the building.

If services are obstructed by framing for any reason you must contact Frametek for advice.